

Sit back and relax!

We'll be starting in a few minutes...



Choosing the right journal for your research article

18th May 2022

Rebecca Evans
Library Training Manager

Rebecca.Evans@sagepub.co.uk

Introducing SAGE

- Founded in 1965 by Sara Miller-McCune
- Launched with a single journal in Urban Affairs
- Today we publish over 1,100 journals across dozens of disciplines
- Owned in trust by a collective of academic institutions, to protect our independence





Who's here today?





Creating a journal shortlist



What criteria would you consider
when identifying journals to
publish your research?

Choosing a journal

- Funding & Institution Restrictions
- Aims & Scope
- Paper Type
- Reputation: Metrics and Indexing
- Editorial Board
- Acceptance Rate
- Peer Review system
- Personal recommendations
- **Readership: Subscription, Hybrid or Gold Open Access?**

Hybrid

Author chooses whether article is published subscription or open

Payment depends on publication route chosen by author

Most numerous

936 by SAGE

Gold

No choice: all articles published open

Pay to publish (APC)

Free to read

Becoming more common

182 by SAGE

Subscription-only

No choice: all articles published subscription

No cost to publish

Pay to read

More rare today

8 by SAGE

Creating a shortlist

Create a shortlist based on your most important criteria:

- Gather five to ten journals in your field that publish your kind of work
- Create a scoring system to rank them systematically based on those criteria
- Read their recent issues thoroughly to get a sense of what they publish, to add a qualitative element to your rankings



Journal Recommender [BETA]

Find relevant journals for your manuscript, verify against aims & scope, and submit to one directly or use [SAGE Path](#).

Telehealth for global emergencies: Implications for coronavirus disease 2019 (COVID-19)

Telehealth, telemedicine, pandemic, emergency, disaster management, sustainability, coronavirus, COVID-19

Limit to journals in [SAGE Path](#) (our free article transfer service)

Public Health Allied Health General Medicine

Indexing (can select multiple)

Journal Type

- All SAGE Journals
- Gold Open Access Journals [OA](#)
- Subscription Journals (most offer hybrid OA option) [S](#)

[Find Journals](#)

Results (most relevant first)

• To refine results, use filters and re-run search

Journal of Telemedicine and Telecare (JTT)



Impact Factor: 6.184 [S](#) [OA](#) [SAGE Path](#)

[View/Hide Details](#)

Journal of Patient Experience (JPX)



[OA](#)

[View/Hide Details](#)

Health Informatics Journal (JHI)

Impact Factor: 2.681 [OA](#) [SAGE Path](#)

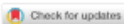
[View/Hide Details](#)

Telehealth for global emergencies: Implications for coronavirus disease 2019 (COVID-19)

[Anthony C Smith](#) , [Emma Thomas](#) , [Centaine L Snoswell](#) , more...

[Show all authors](#) ▾

First Published March 20, 2020 | [Research Article](#) | [Find in PubMed](#)



<https://doi.org/10.1177/1357633X20916567>

[Article information](#) ▾



Abstract

The current coronavirus disease 2019 (COVID-19) pandemic is again reminding us of the importance of using telehealth to deliver care, especially as a means of reducing the risk of cross-contamination caused by close contact. For telehealth to be effective as part of an emergency response it first needs to become a routinely used part of our health system. Hence, it is time to step back and ask why telehealth is not mainstreamed. In this article, we highlight key requirements for this to occur. Strategies to ensure that telehealth is used regularly in acute, post-acute and emergency situations, alongside conventional service delivery methods, include flexible funding arrangements, training and accrediting our health workforce. Telehealth uptake also requires a significant change management effort and the redesign of conventional models of care. Implementing telehealth proactively rather than reactively is more likely to generate greater benefits in the long-term, and help with the everyday (and emergency) challenges in healthcare.

Keywords

[Telehealth](#), [telemedicine](#), [pandemic](#), [emergency](#), [disaster management](#), [sustainability](#), [coronavirus](#), [COVID-19](#)



Complying with journal submission guidelines

Journal Recommender [BETA]

Results (most relevant first)

- To refine results, use filters and re-run search

Journal of Telemedicine and Telecare (JTT)



Impact Factor: 6.184   

[View/Hide Details](#)

Relevant Subject(s): Allied Health, Public Health

[Submission Guidelines](#)

[Submit Article](#)

Indexed by: Medline, SCOPUS, PsycInfo, EBSCO

The leading journal in its field, *Journal of Telemedicine and Telecare* helps you to stay up-to-date in this fast moving and growing area of medicine. Contributions from around the world provide a unique perspective on how different countries and health systems are using new technology in healthcare. This high quality scientific work provides excellent coverage of developments in telemedicine and e-health with a focus on clinical trials of telemedicine applications.

Submit Paper



Please read the guidelines below
before visiting the submission site!

[Submission Site](#) ↗



[All Issues](#)

[Current Issue](#)

[OnlineFirst](#)

Manuscript Submission Guidelines:

Manuscript Submission Guidelines: *Journal of Telemedicine and Telecare*

This Journal is a member of the [Committee on Publication Ethics](#).

This Journal recommends that authors follow the [Recommendations for the Conduct, Reporting, Editing, and Publication of Scholarly Work in Medical Journals](#) formulated by the International Committee of Medical Journal Editors (ICMJE).

Please read the guidelines below then visit the Journal's submission site <http://mc.manuscriptcentral.com/jtt> to upload your manuscript. Please note that manuscripts not conforming to these guidelines may be returned.

Only manuscripts of sufficient quality that meet the aims and scope of *Journal of Telemedicine and Telecare* will be reviewed.

There are no fees payable to submit or publish in this journal.

As part of the submission process you will be required to warrant that you are submitting your original work, that you have the rights in the work, that you are submitting the work for first publication in the Journal and that it is not being considered for publication elsewhere and has not already been published elsewhere, and that you have obtained and can supply all necessary permissions for the reproduction of any copyright works not owned by you.

Always check your journal's submission guidelines

California Management Review

BerkeleyHaas

8.836 Impact Factor
5-Year Impact Factor 9.287
Journal Indexing & Metrics »

- Tables, charts, and diagrams should be **uploaded as separate documents with references for insertion throughout the document.**
- Tables, charts, diagrams, and other graphic materials should be used for **providing necessary information or clarification of central concepts:**
 - They should be **clean and uncluttered** and should appear on **separate pages.**
 - If copyright permission is required for publishing this graphic material, it is the author's responsibility to obtain it at his/her cost.

European Journal of Communication

3.110 Impact Factor
5-Year Impact Factor 3.685
Journal Indexing & Metrics »

- **Fonts:** The lettering used in the artwork should not vary too much in size and type (usually sans serif font as a default).
- **Placement:** Figures/charts and tables **created in MS Word should be included in the main text** rather than at the end of the document.
 - Figures and other files **created outside Word** (i.e. Excel, PowerPoint, JPG, TIFF and EPS) **should be submitted separately.** Please add a placeholder note in the running text (i.e. "[insert Figure 1.]")
 - Figures should be minimally processed and should reflect the integrity of the original data in the image.

Applying what you've learnt

1. Use the **Journal recommender** to find some SAGE journals relevant to your research area
 - A title is not necessary, but do include some **keywords** and **subject areas**
2. Choose one journal, and click through to the **Submission guidelines**
3. Read through the submission guidelines of your chosen journal, and note down a few things that are new, surprising or informative to you.
4. Be ready to share what you've discovered **in the Zoom chat panel!**



10 mins

What did you learn about
your chosen journal?

Please share in the Chat panel.



Submission checklist

- Verify journal's suitability (aims and scope)
- Declare conflicts of interest, funding awards, authorship and acknowledgements
- Obtain necessary copyright permissions
- Double-check compliance with journal's submission guidelines (**referencing style, text, image and data formatting, supplemental material requirements**)
- Seek feedback on manuscript
- Proof-read one final time



Handling the post-submission phase

The post-submission process

- Initial decision:
 - Desk reject
 - Peer review

Why papers get rejected before review

- Poor fit with the journal
- Weak methods or inadequate literature base
- Poor presentation that obscures article's scientific base or merit of paper:
 - Bad grammar
 - Poor spelling
 - Incorrectly formatted



What is peer review?

- The peer review process is essential to the development of research across all subject areas
- Filtering out poor quality articles
- Assessing validity
- Maintaining integrity of science

At SAGE we value the work done by peer reviewers in the academic community, who provide an essential service to the process of publication excellence, driving research within their fields of expertise

Types of peer review

- **Single anonymous peer review** – the name of the reviewer is hidden from the author
- **Double anonymous peer review** – names are hidden from both reviewers and the authors
- **Open peer review** – everyone is identified

Make sure you understand the peer review model of your chosen journal before submitting your manuscript.



Peer review process

- Initial decision:
 - Desk reject
 - Peer review
- PR - possible outcomes:
 - Reject
 - Major revisions
 - Minor revisions
 - Accept



Handling revisions

- Read the reviewer comments and Editor's letter carefully
- Follow the timeframes requested
- Clearly demonstrate what you have changed point-by-point
- Address each referee point in a separate document
- If you can't meet all criticisms, explain why
- Be positive and polite
- Process may take 2-3 iterations



'Response to reviewers' form (SAGE)

Author response to reviewers

Read the following instructions carefully and complete the below tables with your responses to the reviewer and editor / comments.

Instructions for authors

- Add each individual comment from reviewers and editors to the first column
- Add more rows to each table where needed
- If you are responding to more than two reviewers, copy and paste one of the tables and edit the first column to read 'Reviewer 3 Comment', for example
- **Highlight the changes** made in a copy of your revised manuscript
- Add page numbers to the highlighted of version your revised manuscript
- Describe what you have changed in the Author Response column
- State the page number where each change can be found
- If you feel unable to address a comment or implement a suggestion, state why
- **IMPORTANT** for journals with **double-anonymized** peer review: Use **Document Inspector** to remove all personal information
- When submitting your revised manuscript, upload this form under the View and Respond to Decision Letter step
- Upload **two** copies of your revised manuscript under the File Upload step:
 - One clean copy, using the file designation 'Main Document'
 - One copy with changes highlighted, using the file designation 'Main Document'

Top tips

- Consider reviewer and editor comments carefully - don't rush!
- Submit your revision on time
- Be positive and constructive
- Keep your comments clear and concise
- Comprehensive updates and responses to reviewer and editor comments will minimize the need for future revisions

MANUSCRIPT ID:

MANUSCRIPT TITLE:

EDITOR COMMENT	AUTHOR RESPONSE	PAGE NUMBER

Why papers are rejected after review

- Reviewers are not convinced of the contribution to the knowledge base
- Paper is ill-focused or fundamentally flawed
- Methods are not robust enough for the journal
- Specific sections are weak



Handling rejections

- Criticisms are there to enhance your paper: don't overreact
- Read the reviewer comments and Editor's letter carefully
- Focus on why the manuscript was rejected
- Rework the paper to address reviewer concerns
- Submit to another journal



Congratulations!

Your paper has been accepted!







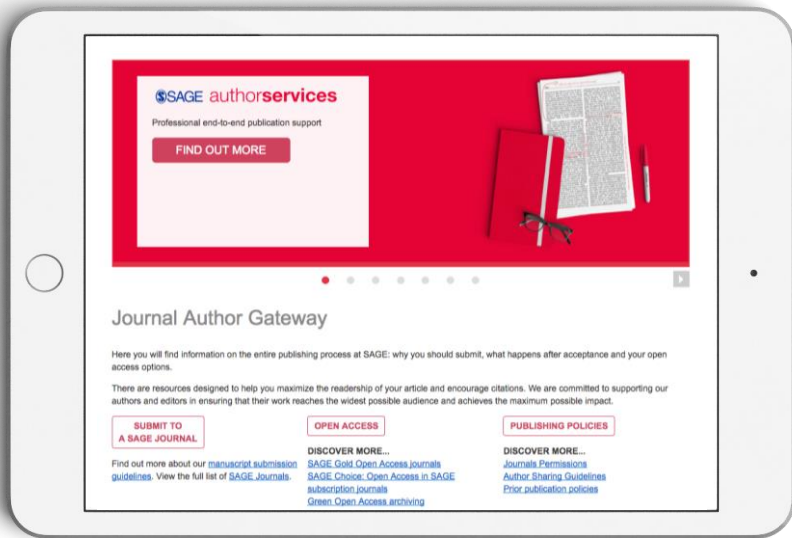


**Please
complete
our
training
survey**

thanks!



SAGE Author Gateway




- Dedicated space for author support and services
- Visit for Author FAQ's and additional How to Get Published resources
- Learn which version of your paper you can share, where and when

Other resources

- The [SAGE Author Gateway](#) has plenty of guidance for new and experienced authors alike!
 - Explore our [How to Get Published Video Series](#)
 - Download our guide to [getting an article published in a SAGE journal](#)
- Don't forget the [Journal Recommender tool](#) to find relevant SAGE journals in your discipline
- Speak to your friendly librarians!

Preparing your manuscript, with *SAGE Research Methods*



[Watch recording](#)

Explore this list



Writing up research [My List \(edit\)](#)

Created By: Rebecca Evans | Last Updated: 5/9/2022

1-8 of 8 results

Results per page: 20

Search More Reading Lists



Cite All

Embed

Share

Text



BOOK

Writing and Presenting Research

Angela Thody

Content Type: Books

Published: 2006 | **Publisher:** SAGE Publications Ltd

DOI: <https://dx.doi.org/10.4135/9780857020307>

This accessible and wide-ranging book is an invaluable introductory guide through the choices to be made when deciding how to report research. Writing and Presenting Research covers research written as theses and dissertations; chapters, books, reports and articles in academic, professional or general media such as newspapers; and also reviews the options for presenting research orally as lectures, keynotes, conference papers and even TV game shows. These forms of reporting research...

Methods: [Data collection](#), [Research design](#), [Researcher development](#), [Communicating and disseminating research](#)


Keywords: [publications](#), [law](#), [journals](#), [attitudes](#), [discipline](#), [teaching](#), [copyright](#)



Writing for Publication

A sample collection of resources

Learn more about our
SAGE Research Methods platform:



Get free trial